



Catalog Forklift Truck

FD series - Diesel Forklift Truck
FGL series - Gasoline/LPG Forklift Truck



1.0T-1.8T
Diesel/Gasoline/LPG



2.0T/2.5T
Diesel Forklift Truck



2.0T/2.5T
Gasoline/LPG Forklift Truck



3.0T/3.5T
Diesel Forklift Truck



3.0T/3.5T
Gasoline/LPG Forklift Truck



4.0T/4.5T/5.0T
Diesel Forklift Truck



6.0T/7.0T
Diesel Forklift Truck



8.0T/10.0T
Diesel Forklift Truck

1.0T-1.8T Diesel/Gasoline/LPG forklift truck



PRODUCT DESCRIPTION

1.0T/1.5T/1.8T Diesel/Gasoline/LPG Forklift Truck Description

1. Wide-view mast
2. Wide-view mast gives the operator an enhanced forward visibility, which adds great to the efficiency and safety of operator.
3. 2. High-strength overhead guard
4. Specially designed solid over-head guard provides additional security for the operator.
5. 3. Ergonomics seat
6. Designed according to ergonomic principles, makes operation much comfortable and also relieves the fatigue caused by long time continuous operation.

4. Reliable instruments

The instruments offer an easy access to the working condition of the truck, thus makes handling process more efficient and safe.

1.0T/1.5T/1.8T Diesel/Gasoline/LPG Forklift Truck Feature

1.Environment friendliness

Low noise and exhaust emissions make Noelift forklift environment friendliness.

2.Outstanding comfort

Operation comfort is improved through ergonomic design, enlarged operation space and reasonable layout.

3.Safety and reliability

It is designed to be tougher and more durable

4.Easy maintenance

It is easy to carry out maintenance and thus prolongs truck service life.

5.Excellent working efficiency

The operating performance and efficiency are improved.

1.0T/1.5T/1.8T Diesel/Gasoline/LPG Forklift Truck Specification

Model	Unit	FD10	FD15	FD18
Power type		Diesel		
Rated capacity	kg	1000	1500	1800
Load center	mm	500		
Operator type		Drive in seat		
Max.lift height of fork(standard)	mm	3000	3000	3000
Height of mast (standard)	mm	1985	1985	1985
Free lift height(standard)	mm	125	125	125
overhead guard height	mm	2070		
Length with fork	mm	920	920	920
Overall width	mm	1070	1070	1070
Fork size	mm	920X100X35	920X100X35	920X100X40
Total weight	kg	2280	2680	2890
Quantity of wheels		2 X / 2		
Type of tyres		Penumatic tires		
Tires	Front	6.50-10-10PR	6.50-10-10PR	6.50-10-10PR
	Rear	5.00-8-10PR	5.00-8-10PR	5.00-8-10PR
Driving Brake		hydraumatic pedal		
Parking Brake		Mechanical manual		

1.0T/1.5T/1.8T Diesel/Gasoline/LPG Forklift Truck Engine Option



YANMAR

Type: WC3
Model: 4TNE92(EuIII/EPAIII)
Rated output: 33kw/2450rpm
Rated torque: 150N·m/1600rpm
No. of cylinder: 4
Bore×Stroke: 92×110mm
Displacement: 2.659L



XINCHAI

Type: GI3
Model: NB485
Rated output: 30kw/2600rpm
Rated torque: 131N·m/1700-1900rpm
No. of cylinder: 4
Bore×Stroke: 85×100mm
Displacement: 2.27L



GCT

Type: WB3
Model: K21
Rated output: 31.2kw/2250rpm
Rated torque: 143.7N·m/1800rpm
No. of cylinder: 4
Bore×Stroke: 89×83mm
Displacement: 2.065L



ISUZU

Type: WB3
Model: C240-PKJ30 (EuIII)
Rated output: 34.6kw/2500rpm
Rated torque: 139N·m/1800rpm
No. of cylinder: 4
Bore×Stroke: 86×102mm
Displacement: 2.369L



2.0T/2.5T Diesel Forklift Truck



PRODUCT DESCRIPTION

2.0T/2.5T Diesel Forklift Truck Feature

1.Environment friendliness

Low noise and exhaust emissions make Noelift forklift environment friendliness.

2.Outstanding comfort

Operation comfort is improved through ergonomic design, enlarged operation space and reasonable layout.

3.Safety and reliability

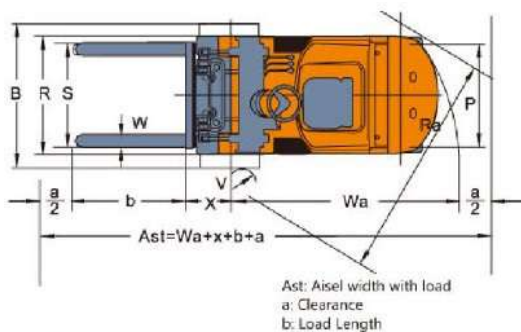
It is designed to be tougher and more durable

4.Easy maintenance

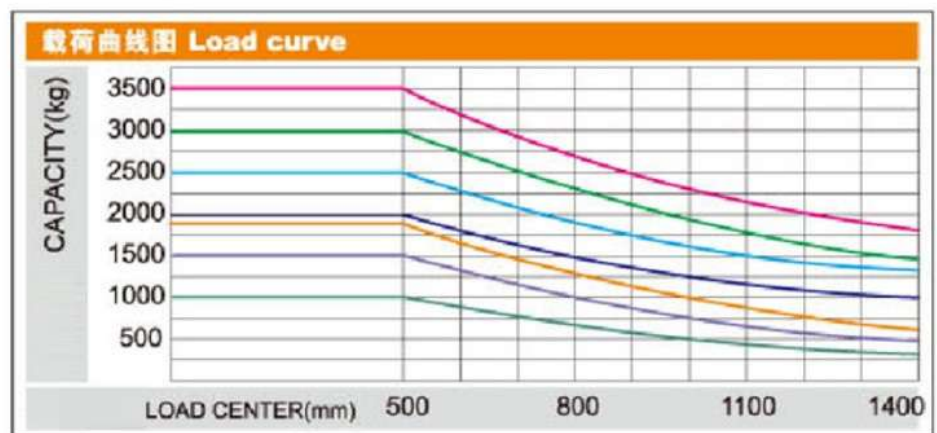
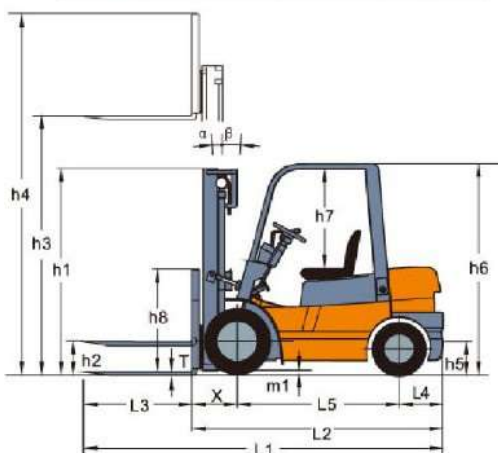
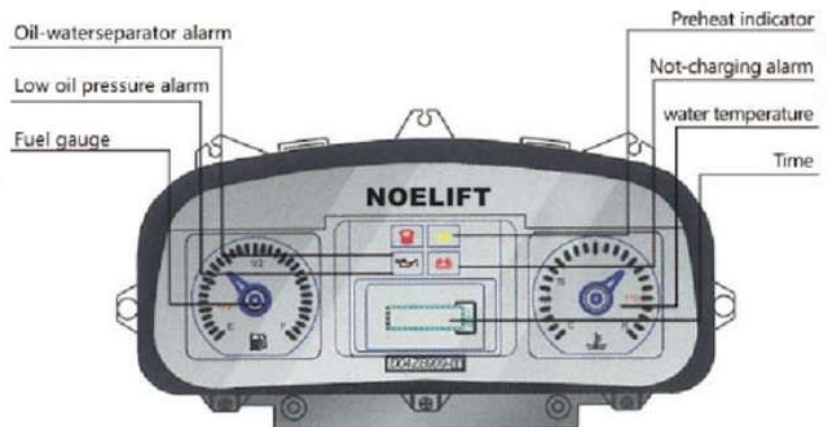
It is easy to carry out maintenance and thus prolongs truck service life.

5.Excellent working efficiency

The operating performance and efficiency are improved.



GROUND CLEARANCE	2t/2.5t	3t
Drive Axle	135	140
Steer Axle	150	150
Counter Weight	140	155
Frame	120	130



2.0T/2.5T Diesel Forklift Truck Sepcification

Model		Unit	FD20	FD25
Power type			Diesel	
Rated capacity		kg	2000	2500
Load center		mm	500	
Operator type			Drive in seat	
Max.lift height of fork(standard)		mm	3000	3000
Height of mast (standard)		mm	2000	2000
Free lift height(standard)		mm	170	170
overhead guard height		mm	2070	2070
Length with fork		mm	3422/2502	3646/2576
Front overhang		mm	477	477
Overall width		mm	1170	1170
Fork size		mm	920X100X45	1070X100X45
Total weight		kg	3320	3680
Type of tyres			Penumatic tires	
Tires	Front		7.00-12-12PR	7.00-12-12PR
	Rear		6.00-9-10PR	6.00-9-10PR

2.0T/2.5T Diesel Forklift Truck Mast Specifiction

2-3.5t WIDE VIEW STANDAND MAST

Mast Model	mast lifting height (mm)	capacity (load center 500mm) (kg)				mast drop (mm)			tilting angles F/R	forklift total weight (kg)			
		FD20	FD25	FD30	FD35	2-2.5t	3t	3.5t		FD20	FD25	FD30	FD35
M200	2000	2000	2500	3000	3500	1500	1570	1680	6/12	3235	3595	4180	4600
M250	2500	2000	2500	3000	3500	1750	1820	1930	6/12	3280	3640	4235	4650
M300	3000	2000	2500	3000	3500	2000	2070	2180	6/12	3320	3680	4270	4700
M330	3300	2000	2500	3000	3500	2150	2220	2330	6/12	3350	3708	4295	4730
M350	3500	2000	2500	3000	3500	2250	2320	2430	6/12	3365	3725	4320	4750
M370	3700	2000	2500	3000	3500	2350	2420	2530	6-6*6-12	3385	3745	4330	4770
M400	4000	2000	2500	3000	3200*3500	2550	2620	2730	6-6*6-12	3450	3810	4390	4840
M425	4250	1900*2000	2250*2500	2850*3000	3100*3200	2675	2745	2855	6-6*6-12	3470	3830	4410	4870
M450	4500	1800*1900	2150*2400	2750*3000	3000*3050	2800	2870	2980	6-6*6-12	3490	3850	4435	4890
M500	5000	1600*1700	1650*2200	2400*2850	2500*2850	3050	3120	3230	6-6*6-6	3535	3895	4475	4940
M550	5500	*1600	*1950	*2400	*2500	3350	3420	3530	*3-6	3730	4085	4645	5145
M600	6000	*1500	*1800	*2200	*2300	3600	3670	3780	*3-6	3770	4130	4695	5185

2-3.5t WIDE VIEW FULL FREE 2-STAGE MAST

Mast Model	mast lifting height (mm)	capacity (load center 500mm) (kg)				mast drop (mm)			mast drop (mm)			tilting angles	forklift total weight			
		FD20	FD25	FD30	FD35	2-2.5t	3t	3.5t	2-2.5t	3t	3.5t		FD20	FD25	FD30	FD35
ZM200	2000	2000	2500	3000	3500	1495	1570	1680	495	350	560	6/12	3285	3645	4230	4670
ZM250	2500	2000	2500	3000	3500	1745	1820	1930	745	600	710	6/12	3330	3690	4270	4720
ZM300	3000	2000	2500	3000	3500	1995	2070	2180	995	850	960	6/12	3370	3730	4320	4770
ZM330	3300	2000	2500	3000	3500	2145	2220	2330	1145	1000	1100	6/12	3400	3760	4345	4795
ZM350	3500	2000	2500	3000	3500	2245	2320	2430	1245	1100	1210	6-6*6-12	3415	3775	4365	4815
ZM370	3700	2000	2500	3000	3500	2370	2420	2530	1370	1225	1335	6-6*6-12	3430	3790	4380	4835
ZM400	4000	2000	2500	3000	3200*3500	2545	2620	2730	1545	1400	1510	6-6*6-12	3495	3855	4450	4900
ZM425	4250	1900*2000	2250*2500	2850*3000	3100*3200	2670	2745	2855	1670	1525	1635	6-6*6-12	3515	3830	4475	4925
ZM450	4500	1800*1900	2150*2400	2750*3000	3000*3050	2795	2870	2980	1795	1650	1765	6-6*6-6	3540	3900	4495	4950
ZM500	5000	1600*1700	1650*2200	2400*2850	2500*2850	3045	3120	3230	2045	920	2010	*3-6	3580	3940	4540	5000
ZM550	5500	*1600	*1950	*2400	*2500	3345	3420	3530	2345	2200	2310	*3-6	3770	4130	4730	5195
ZM600	6000	*1500	*1800	*2200	*2300	3595	3670	3780	2595	2450	2560	*3-6	3815	4175	4775	5250

2-3.5t WIDE VIEW FULL FREE 3-STAGE MAST

Mast Model	mast lifting height (mm)	capacity (load center 500mm) (kg)				mast drop (mm)			free lifting height			tilting angles	forklift total weight (kg)			
		FD20	FD25	FD30	FD35	2-2.5t	3t	3.5t	2-2.5t	3t	3.5t		FD20	FD25	FD30	FD35
ZSM360	3600	2000	2400	2900	3300	1795	1946	1985	755	670	710	6-6 *6-6	3540	3900	4510	4825
ZSM400	4000	1900	2400	2900	3300	1920	2065	2115	880	795	845	6-6 *6-6	3570	3930	4540	4855
ZSM435	4350	1850 *1900	2200 *2400	2800 *2900	2900 *3000	2045	2190	2240	1005	920	970	6-6 *6-6	3600	3960	4565	4880
ZSM450	4500	1750 *1800	2150 *2300	2700 *2800	2800 *2900	2095	2240	2340	1055	970	1070	6-6 *6-6	3610	3970	4580	4895
ZSM470	4700	1720 *1800	2000 *2300	2600 *2800	—	2160	2240	—	1120	970	—	6-6 *6-6	3625	3985	4600	4915
ZSM480	4800	1700 *1800	1950 *2300	2500 *2800	2600 *2900	2195	2340	2440	1155	1070	1170	6-6 *6-6	3630	3990	4620	4935
ZSM500	5000	1600 *1750	1650 *2250	2400 *2750	2450 *2850	2295	2440	2565	1255	1170	1295	6-6 *6-6	3655	4015	4645	4960
ZSM540	5400	1450 *1700	1500 *2150	2250 *2650	2300 *2700	2420	2565	2665	1380	1295	1395	3-6 *3-6	3685	4045	4675	4990
ZSM600	6000	950 *1600	1000 *1800	1500 *2100	1550 *2200	2645	2790	2885	1605	1520	1615	3-6 *3-6	3765	4125	4765	5085

2.0T/2.5T Diesel Forklift Truck Engine Option



MITSUBISHI

Type:W03
Model: S4S (EuIII/EPAIII)
Rated output:38.5kw/2300rpm
Rated torque:
182N·m/1800rpm
No. of cylinder:4
Bore×Stroke:94×120mm
Displacement:3.331L



YANMAR

Type:WE3
Model: 4TNE98(EuIII/EPAIII)
Rated output:42.1kw/2300rpm
Rated torque:
186-206N·m/1700rpm
No. of cylinder:4
Bore×Stroke:98×110mm
Displacement:3.318L



ISUZU

Type:WB3
Model: C240-PKJ30 (EuIII)
Rated output:34.6kw/2500rpm
Rated torque:139N·m/1800rpm
No. of cylinder:4
Bore×Stroke:86×102mm
Displacement:2.369L



XINCHAI

Type:GF3/GB3
Model: C490 (EuIII/EPAIII)/A490
Rated output:36.8kw/2650rpm
Rated torque:
156/148N·m/1700-1900rpm
No. of cylinder:4
Bore×Stroke:90×105 / 90×100mm
Displacement:2.67 / 2.54L



XINCHAI

Type:GJ3
Model: A498BT1 (EuIII/EPAIII)
Rated output:36.8kw/2400rpm
Rated torque:
186N·m/1600-1800rpm
No. of cylinder:4
Bore×Stroke:98×105mm
Displacement:3.168L



2.0T/2.5T Gasoline/LPG forklift truck



PRODUCT DESCRIPTION

2.0T/2.5T Gasoline/LPG Forklift Truck Feature

1.Environment friendliness

Low noise and exhaust emissions make Noelift forklift environment friendliness.

2.Outstanding comfort

Operation comfort is improved through ergonomic design, enlarged operation space and reasonable layout.

3.Safety and reliability

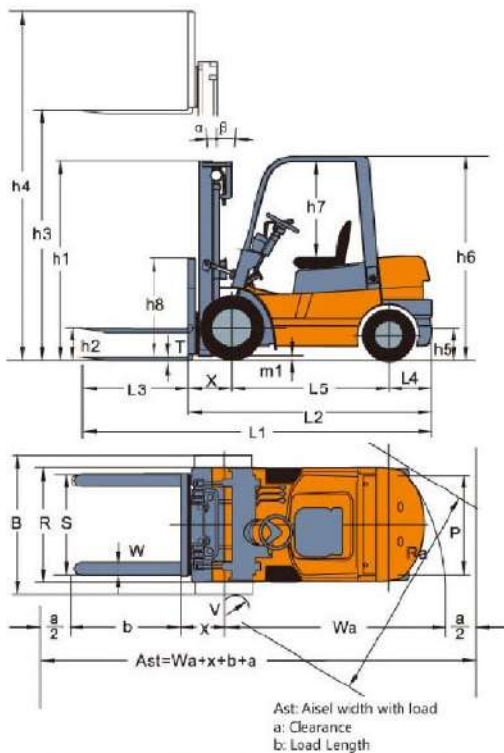
It is designed to be tougher and more durable

4.Easy maintenance

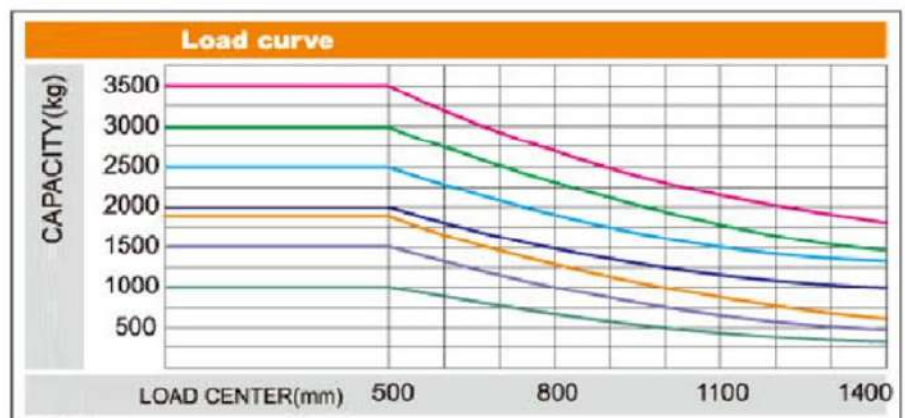
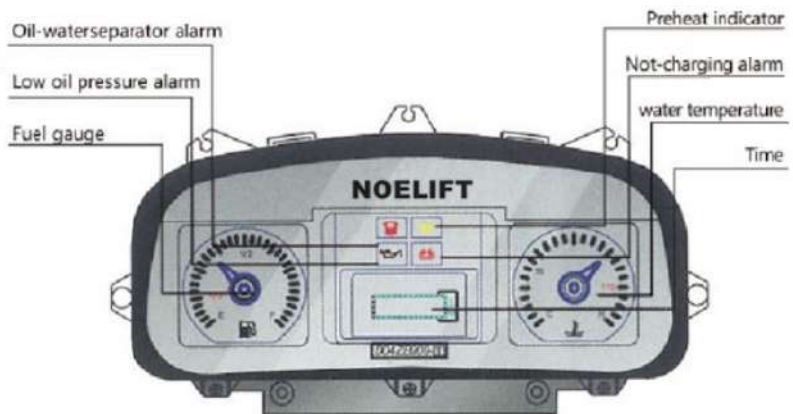
It is easy to carry out maintenance and thus prolongs truck service life.

5.Excellent working efficiency

The operating performance and efficiency are improved.



GROUND CLEARANCE	2t/2.5t	3t
Drive Axle	135	140
Steer Axle	150	150
Counter Weight	140	155
Frame	120	130



2.0T/2.5T Gasoline/LPG Forklift Truck Specification

Model	Unit	FGL20	FGL25
Power type		Gasoline/Liquefied gas/Natural	
Rated capacity	kg	2000	2500
Load center	mm	500	
Operator type		Drive in seat	
Height of mast (standard)	mm	2000	2000
Free lift height(standard)	mm	170	170
Height of Load-backrest	mm	995	995
Length with fork	mm	3422/2502	3646/2576
Wheel base	mm	1600	1600
Overall width	mm	1170	1170
The distance between forks	mm	1024/200	1024/200
Mast tilt angle	deg	6° / 12°	
Fork size	mm	920X100X45	1070X100X45
Total weight	kg	3320	3680
Quantity of wheels		2X / 2	
Type of tyres		Penumatic tires	
Tires	Front	7.00-12-12PR	7.00-12-12PR
	Rear	6.00-9-10PR	6.00-9-10PR
Driving Brake		hydraumatic pedal	
Parking Brake		Mechanical manual	

2.0T/2.5T Gasoline/LPG Forklift Truck Mast Specification

2-3.5t WIDE VIEW STANDAND MAST

Mast Model	mast lifting height (mm)	capacity (load center 500mm) (kg)				mast drop (mm)			tilting angles F/R	forklift total weight (kg)			
		FGL20	FGL25	FGL30	FGL35	2-2.5t	3t	3.5t		FGL20	FGL25	FGL30	FGL35
M200	2000	2000	2500	3000	3500	1500	1570	1680	6/12	3235	3595	4180	4600
M250	2500	2000	2500	3000	3500	1750	1820	1930	6/12	3280	3640	4235	4650
M300	3000	2000	2500	3000	3500	2000	2070	2180	6/12	3320	3680	4270	4700
M330	3300	2000	2500	3000	3500	2150	2220	2330	6/12	3350	3708	4295	4730
M350	3500	2000	2500	3000	3500	2250	2320	2430	6/12	3365	3725	4320	4750
M370	3700	2000	2500	3000	3500	2350	2420	2530	6-6*6-12	3385	3745	4330	4770
M400	4000	2000	2500	3000	3200*3500	2550	2620	2730	6-6*6-12	3450	3810	4390	4840
M425	4250	1900*2000	2250*2500	2850*3000	3100*3200	2675	2745	2855	6-6*6-12	3470	3830	4410	4870
M450	4500	1800*1900	2150*2400	2750*3000	3000*3050	2800	2870	2980	6-6*6-12	3490	3850	4435	4890
M500	5000	1600*1700	1650*2200	2400*2850	2500*2850	3050	3120	3230	6-6*6-6	3535	3895	4475	4940
M550	5500	*1600	*1950	*2400	*2500	3350	3420	3530	*3-6	3730	4085	4645	5145
M600	6000	*1500	*1800	*2200	*2300	3600	3670	3780	*3-6	3770	4130	4695	5185

2-3.5t WIDE VIEW FULL FREE 2-STAGE MAST

Mast Model	mast lifting height (mm)	capacity (load center 500mm) (kg)				mast drop (mm)			mast drop (mm)			tilting angles	forklift total weight (kg)			
		FGL20	FGL25	FGL30	FGL35	2-2.5t	3t	3.5t	2-2.5t	3t	3.5t		FGL20	FGL25	FGL30	FGL35
ZM200	2000	2000	2500	3000	3500	1495	1570	1680	495	350	560	6/12	3285	3645	4230	4670
ZM250	2500	2000	2500	3000	3500	1745	1820	1930	745	600	710	6/12	3330	3690	4270	4720
ZM300	3000	2000	2500	3000	3500	1995	2070	2180	995	850	960	6/12	3370	3730	4320	4770
ZM330	3300	2000	2500	3000	3500	2145	2220	2330	1145	1000	1100	6/12	3400	3760	4345	4795
ZM350	3500	2000	2500	3000	3500	2245	2320	2430	1245	1100	1210	6-6*6-12	3415	3775	4365	4815
ZM370	3700	2000	2500	3000	3500	2370	2420	2530	1370	1225	1335	6-6*6-12	3430	3790	4380	4835
ZM400	4000	2000	2500	3000	3200*3500	2545	2620	2730	1545	1400	1510	6-6*6-12	3495	3855	4450	4900
ZM425	4250	1900*2000	2250*2500	2850*3000	3100*3200	2670	2745	2855	1670	1525	1635	6-6*6-12	3515	3830	4475	4925
ZM450	4500	1800*1900	2150*2400	2750*3000	3000*3050	2795	2870	2980	1795	1650	1765	6-6*6-6	3540	3900	4495	4950
ZM500	5000	1600*1700	1650*2200	2400*2850	2500*2850	3045	3120	3230	2045	920	2010	*3-6	3580	3940	4540	5000
ZM550	5500	*1600	*1950	*2400	*2500	3345	3420	3530	2345	2200	2310	*3-6	3770	4130	4730	5195
ZM600	6000	*1500	*1800	*2200	*2300	3595	3670	3780	2595	2450	2560	*3-6	3815	4175	4775	5250

2-3.5t WIDE VIEW FULL FREE 3-STAGE MAST

Mast Model	mast lifting height (mm)	capacity (load center 500mm) (kg)				mast drop (mm)			free lifting height			tilting angles	forklift total weight (kg)			
		FGL20	FGL25	FGL30	FGL35	2-2.5t	3t	3.5t	2-2.5t	3t	3.5t		FGL20	FGL25	FGL30	FGL35
ZSM360	3600	2000	2400	2900	3300	1795	1946	1985	755	670	710	6-6 *6-6	3540	3900	4510	4825
ZSM400	4000	1900	2400	2900	3300	1920	2065	2115	880	795	845	6-6 *6-6	3570	3930	4540	4855
ZSM435	4350	1850 *1900	2200 *2400	2800 *2900	2900 *3000	2045	2190	2240	1005	920	970	6-6 *6-6	3600	3960	4565	4880
ZSM450	4500	1750 *1800	2150 *2300	2700 *2800	2800 *2900	2095	2240	2340	1055	970	1070	6-6 *6-6	3610	3970	4580	4895
ZSM470	4700	1720 *1800	2000 *2300	2600 *2800	—	2160	2240	—	1120	970	—	6-6 *6-6	3625	3985	4600	4915
ZSM480	4800	1700 *1800	1950 *2300	2500 *2800	2600 *2900	2195	2340	2440	1155	1070	1170	6-6 *6-6	3630	3990	4620	4935
ZSM500	5000	1600 *1750	1650 *2250	2400 *2750	2450 *2850	2295	2440	2565	1255	1170	1295	6-6 *6-6	3655	4015	4645	4960
ZSM540	5400	1450 *1700	1500 *2150	2250 *2650	2300 *2700	2420	2565	2665	1380	1295	1395	3-6 *3-6	3685	4045	4675	4990
ZSM600	6000	950 *1600	1000 *1800	1500 *2100	1550 *2200	2645	2790	2885	1605	1520	1615	3-6 *3-6	3765	4125	4765	5085

2.0T/2.5T Gasoline/LPG Forklift Truck Engine Option



CHINESE BRAND

Type:GA3
Model: 491GP
Rated output: 41kw/2800rpm
Rated torque:
161N·m/1800-2200rpm
No. of cylinder:4
Bore×Stroke:91×86mm
Displacement:2.237L



GCT

Type:WA5
Model: K25
Rated output: 37.4kw/2300rpm
Rated torque:171.2N·m/1600rpm
No. of cylinder:4
Bore×Stroke:89×100mm
Displacement:2.488L

2.0T/2.5T Gasoline/LPG Forklift Truck Details





3.0T/3.5T Diesel Forklift Truck

PRODUCT DESCRIPTION

3.0T/3.5T Diesel Forklift Truck Feature

1.Environment friendliness

Low noise and exhaust emissions make Noelift forklift environment friendliness.

2.Outstanding comfort

Operation comfort is improved through ergonomic design, enlarged operation space and reasonable layout.

3.Safety and reliability

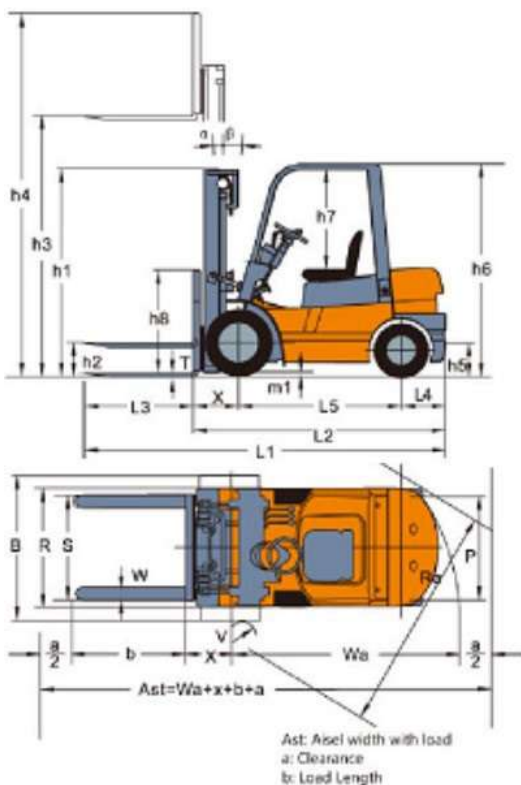
It is designed to be tougher and more durable

4.Easy maintenance

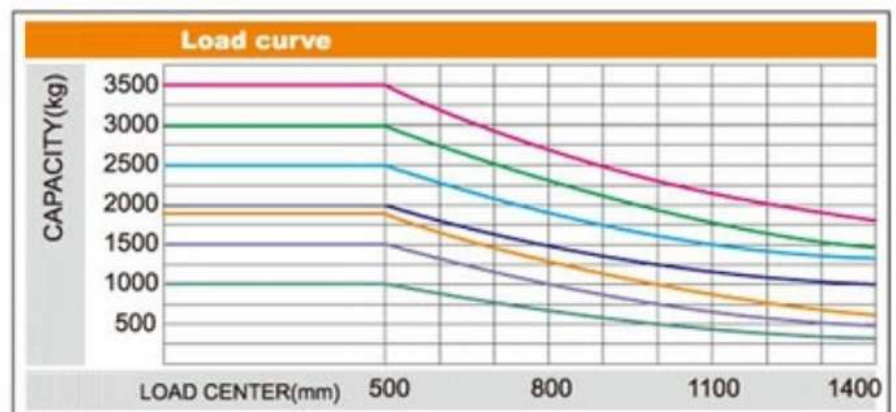
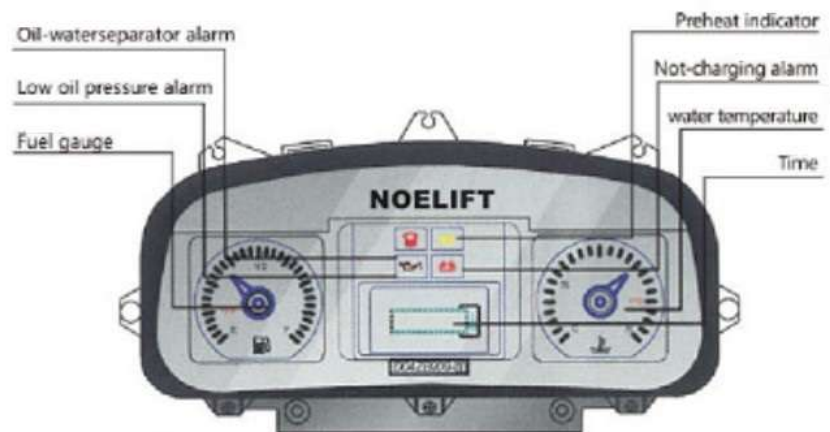
It is easy to carry out maintenance and thus prolongs truck service life.

5.Excellent working efficiency

The operating performance and efficiency are improved.



GROUND CLEARANCE	2t/2.5t	3t
Drive Axle	135	140
Steer Axle	150	150
Counter Weight	140	155
Frame	120	130



3.0T/3.5T Diesel Forklift Truck Sencification

Model	Unit	FD30	FD35
Power type		Diesel	
Rated capacity	kg	3000	3500
Load center	mm	500	
Operator type		Drive in seat	
Max.lift height of fork(standard)	mm	3000	3000
Height of mast (standard)	mm	2065	2180
Free lift height(standard)	mm	160	170
overhead guard height	mm	2090	2090
Length with fork	mm	3752/2682	3763/2693
Front overhang	mm	479	498
Overall width	mm	1225	1225
Fork size	mm	1070X125X45	1070X125X45
Total weight	kg	4270	4700
Type of tyres		Penumatic tires	
Tires	Front	28X9-15-12PR	28X9-15-12PR
	Rear	6.50-10-10PR	6.50-10-10PR

3.0T/3.5T Diesel Forklift Truck Mast Specifiction

2-3.5t WIDE VIEW STANDAND MAST													
Mast Model	mast lifting height (mm)	capacity （load center 500mm）（kg）				mast drop （mm）			tilting angles F/R	forklift total weight （kg）			
		FD20	FD25	FD30	FD35	2-2.5t	3t	3.5t		FD20	FD25	FD30	FD35
M200	2000	2000	2500	3000	3500	1500	1570	1680	6/12	3235	3595	4180	4600
M250	2500	2000	2500	3000	3500	1750	1820	1930	6/12	3280	3640	4235	4650
M300	3000	2000	2500	3000	3500	2000	2070	2180	6/12	3320	3680	4270	4700
M330	3300	2000	2500	3000	3500	2150	2220	2330	6/12	3350	3708	4295	4730
M350	3500	2000	2500	3000	3500	2250	2320	2430	6/12	3365	3725	4320	4750
M370	3700	2000	2500	3000	3500	2350	2420	2530	6-6*6-12	3385	3745	4330	4770
M400	4000	2000	2500	3000	3200*3500	2550	2620	2730	6-6*6-12	3450	3810	4390	4840
M425	4250	1900*2000	2250*2500	2850*3000	3100*3200	2675	2745	2855	6-6*6-12	3470	3830	4410	4870
M450	4500	1800*1900	2150*2400	27503000	3000*3050	2800	2870	2980	6-6*6-12	3490	3850	4435	4890
M500	5000	1600*1700	1650*2200	2400*2850	2500*2850	3050	3120	3230	6-6*6-6	3535	3895	4475	4940
M550	5500	*1600	*1950	*2400	*2500	3350	3420	3530	*3-6	3730	4085	4645	5145
M600	6000	*1500	*1800	*2200	*2300	3600	3670	3780	*3-6	3770	4130	4695	5185

2-3.5t WIDE VIEW FULL FREE 2-STAGE MAST																
Mast Model	mast lifting height (mm)	capacity (load center 500mm) (kg)				mast drop (mm)			mast drop (mm)			tilting angles	forklift total weight			
		FD20	FD25	FD30	FD35	2-2.5t	3t	3.5t	2-2.5t	3t	3.5t		FD20	FD25	FD30	FD35
ZM200	2000	2000	2500	3000	3500	1495	1570	1680	495	350	560	6/12	3285	3645	4230	4670
ZM250	2500	2000	2500	3000	3500	1745	1820	1930	745	600	710	6/12	3330	3690	4270	4720
ZM300	3000	2000	2500	3000	3500	1995	2070	2180	995	850	960	6/12	3370	3730	4320	4770
ZM330	3300	2000	2500	3000	3500	2145	2220	2330	1145	1000	1100	6/12	3400	3760	4345	4795
ZM350	3500	2000	2500	3000	3500	2245	2320	2430	1245	1100	1210	6-6 *6-12	3415	3775	4365	4815
ZM370	3700	2000	2500	3000	3500	2370	2420	2530	1370	1225	1335	6-6 *6-12	3430	3790	4380	4835
ZM400	4000	2000	2500	3000	3200 *3500	2545	2620	2730	1545	1400	1510	6-6 *6-12	3495	3855	4450	4900
ZM425	4250	1900 *2000	2250 *2500	2850 *3000	3100 *3200	2670	2745	2855	1670	1525	1635	6-6 *6-12	3515	3830	4475	4925
ZM450	4500	1800 *1900	2150 *2400	2750 3000	3000 *3050	2795	2870	2980	1795	1650	1765	6-6 *6-6	3540	3900	4495	4950
ZM500	5000	1600 *1700	1650 *2200	2400 *2850	2500 *2850	3045	3120	3230	2045	920	2010	*3-6	3580	3940	4540	5000
ZM550	5500	*1600	*1950	*2400	*2500	3345	3420	3530	2345	2200	2310	*3-6	3770	4130	4730	5195
ZM600	6000	*1500	*1800	*2200	*2300	3595	3670	3780	2595	2450	2560	*3-6	3815	4175	4775	5250

2-3.5t WIDE VIEW FULL FREE 3-STAGE MAST

Mast Model	mast lifting height (mm)	capacity (load center 500mm) (kg)				mast drop (mm)			free lifting height			tilting angles	forklift total weight (kg)			
		FD20	FD25	FD30	FD35	2-2.5t	3t	3.5t	2-2.5t	3t	3.5t		FD20	FD25	FD30	FD35
ZSM360	3600	2000	2400	2900	3300	1795	1946	1985	755	670	710	6-6 *6-6	3540	3900	4510	4825
ZSM400	4000	1900	2400	2900	3300	1920	2065	2115	880	795	845	6-6 *6-6	3570	3930	4540	4855
ZSM435	4350	1850 *1900	2200 *2400	2800 *2900	2900 *3000	2045	2190	2240	1005	920	970	6-6 *6-6	3600	3960	4565	4880
ZSM450	4500	1750 *1800	2150 *2300	2700 *2800	2800 *2900	2095	2240	2340	1055	970	1070	6-6 *6-6	3610	3970	4580	4895
ZSM470	4700	1720 *1800	2000 *2300	2600 *2800	—	2160	2240	—	1120	970	—	6-6 *6-6	3625	3985	4600	4915
ZSM480	4800	1700 *1800	1950 *2300	2500 *2800	2600 *2900	2195	2340	2440	1155	1070	1170	6-6 *6-6	3630	3990	4620	4935
ZSM500	5000	1600 *1750	1650 *2250	2400 *2750	2450 *2850	2295	2440	2565	1255	1170	1295	6-6 *6-6	3655	4015	4645	4960
ZSM540	5400	1450 *1700	1500 *2150	2250 *2650	2300 *2700	2420	2565	2665	1380	1295	1395	3-6 *3-6	3685	4045	4675	4990
ZSM600	6000	950 *1600	1000 *1800	1500 *2100	1550 *2200	2645	2790	2885	1605	1520	1615	3-6 *3-6	3765	4125	4765	5085

3.0T/3.5T Diesel Forklift Truck Engine Option



MITSUBISHI

Type: WO3
Model: S4S (EuIII/EPAIII)
Rated output: 38.5kw/2300rpm
Rated torque: 182N·m/1800rpm
No. of cylinder: 4
Bore×Stroke: 94×120mm
Displacement: 3.331L



YANMAR

Type: WE3
Model: 4TNE98(EuIII/EPAIII)
Rated output: 42.1kw/2300rpm
Rated torque: 186-206N·m/1700rpm
No. of cylinder: 4
Bore×Stroke: 98×110mm
Displacement: 3.318L



ISUZU

Type: WB3
Model: C240-PKJ30 (EuIII)
Rated output: 34.6kw/2500rpm
Rated torque: 139N·m/1800rpm
No. of cylinder: 4
Bore×Stroke: 86×102mm
Displacement: 2.369L



XINCHAI

Type: GF3/GB3
Model: C490 (EuIII/EPAIII)/A490
Rated output: 36.8kw/2650rpm
Rated torque: 156/148N·m/1700-1900rpm
No. of cylinder: 4
Bore×Stroke: 90×105 / 90×100mm
Displacement: 2.67 / 2.54L



XINCHAI

Type: GJ3
Model: A498BT1 (EuIII/EPAIII)
Rated output: 36.8kw/2400rpm
Rated torque: 186N·m/1600-1800rpm
No. of cylinder: 4
Bore×Stroke: 98×105mm
Displacement: 3.168L



3.0T/3.5T Diesel Forklift Truck Options

weighing forks



material senders



bale clamps



paper roll clamps



3.0T/3.5T Gasoline/LPG Forklift Truck Feature

PRODUCT DESCRIPTION

3.0T/3.5T Gasoline/LPG Forklift Truck Feature

1. Environment friendliness

Low noise and exhaust emissions make Noelift forklift environment friendliness.

2. Outstanding comfort

Operation comfort is improved through ergonomic design, enlarged operation space and reasonable layout.

3. Safety and reliability

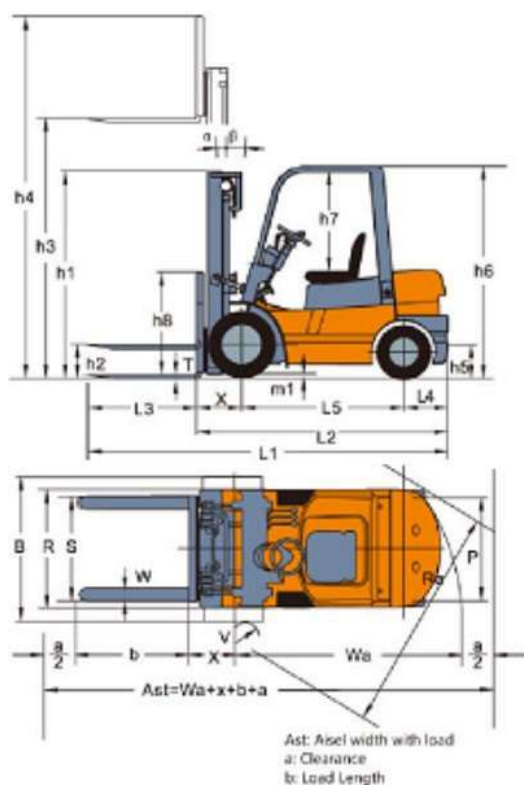
It is designed to be tougher and more durable

4. Easy maintenance

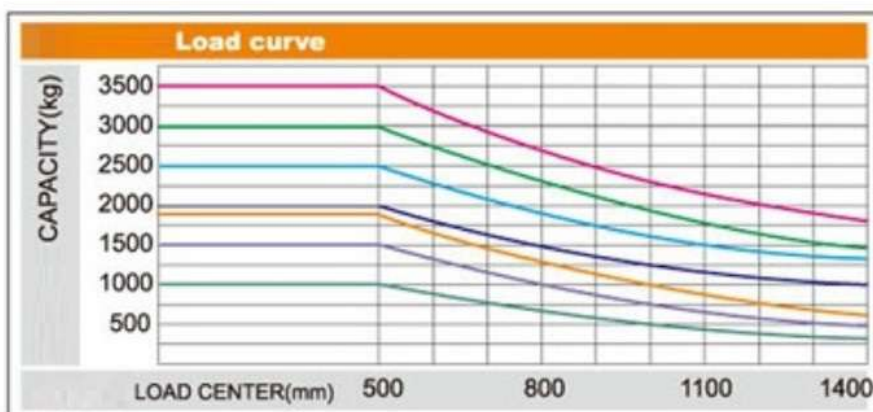
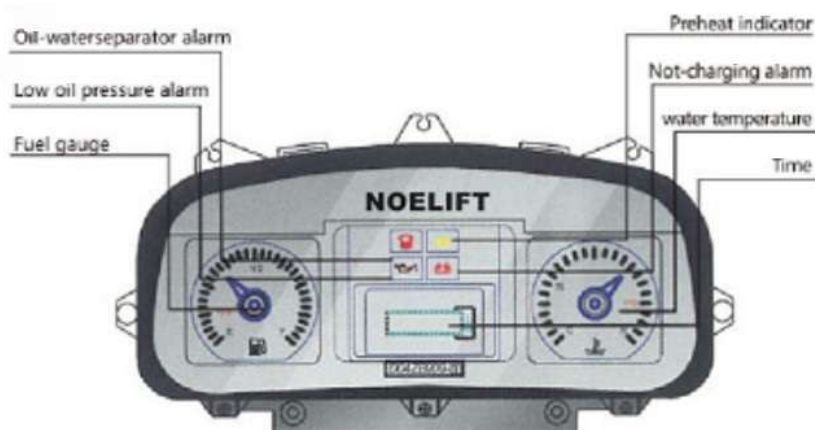
It is easy to carry out maintenance and thus prolongs truck service life.

5. Excellent working efficiency

The operating performance and efficiency are improved.



GROUND CLEARANCE	2t/2.5t	3t
Drive Axle	135	140
Steer Axle	150	150
Counter Weight	140	155
Frame	120	130



3.0T/3.5T Gasoline/LPG Forklift Truck Specification

Model	Unit	FGL30	FGL35
Power type		Gasoline/Liquefied gas/Natural gas	
Rated capacity	kg	3000	3500
Load center	mm	500	
Operator type		Drive in seat	
Height of mast (standard)	mm	2065	2180
Free lift height(standard)	mm	160	170
Height of Load-backrest	mm	1227	1222
Length with fork	mm	3752/2682	3763/2693
Wheel base	mm	1700	1700
Overall width	mm	1225	1225
The distance between forks	mm	1060/250	1060/250
Mast tilt angle	deg	6° / 12°	
Fork size	mm	1070X125X45	1070X125X45
Total weight	kg	4270	4700
Quantity of wheels		2X / 2	
Type of tyres		Penumatic tires	
Tires	Front	28X9-15-12PR	28X9-15-12PR
	Rear	6.00-10-10PR	6.50-10-10PR
Driving Brake		hydraumatic pedal	
Parking Brake		Mechanical manual	

3.0T/3.5T Gasoline/LPG Forklift Truck Mast Specification

2-3.5t WIDE VIEW STANDAND MAST

Mast Model	mast lifting height (mm)	capacity (load center 500mm) (kg)				mast drop (mm)			tilting angles F/R	forklift total weight (kg)			
		FGL20	FGL25	FGL30	FGL35	2-2.5t	3t	3.5t		FGL20	FGL25	FGL30	FGL35
M200	2000	2000	2500	3000	3500	1500	1570	1680	6/12	3235	3595	4180	4600
M250	2500	2000	2500	3000	3500	1750	1820	1930	6/12	3280	3640	4235	4650
M300	3000	2000	2500	3000	3500	2000	2070	2180	6/12	3320	3680	4270	4700
M330	3300	2000	2500	3000	3500	2150	2220	2330	6/12	3350	3708	4295	4730
M350	3500	2000	2500	3000	3500	2250	2320	2430	6/12	3365	3725	4320	4750
M370	3700	2000	2500	3000	3500	2350	2420	2530	6-6*6-12	3385	3745	4330	4770
M400	4000	2000	2500	3000	3200*3500	2550	2620	2730	6-6*6-12	3450	3810	4390	4840
M425	4250	1900*2000	2250*2500	2850*3000	3100*3200	2675	2745	2855	6-6*6-12	3470	3830	4410	4870
M450	4500	1800*1900	2150*2400	2750*3000	3000*3050	2800	2870	2980	6-6*6-12	3490	3850	4435	4890
M500	5000	1600*1700	1650*2200	2400*2850	2500*2850	3050	3120	3230	6-6*6-6	3535	3895	4475	4940
M550	5500	*1600	*1950	*2400	*2500	3350	3420	3530	*3-6	3730	4085	4645	5145
M600	6000	*1500	*1800	*2200	*2300	3600	3670	3780	*3-6	3770	4130	4695	5185

2-3.5t WIDE VIEW FULL FREE 2-STAGE MAST

Mast Model	mast lifting height (mm)	capacity (load center 500mm) (kg)				mast drop (mm)			mast drop (mm)			tilting angles	forklift total weight (kg)			
		FGL20	FGL25	FGL30	FGL35	2-2.5t	3t	3.5t	2-2.5t	3t	3.5t		FGL20	FGL25	FGL30	FGL35
ZM200	2000	2000	2500	3000	3500	1495	1570	1680	495	350	560	6/12	3285	3645	4230	4670
ZM250	2500	2000	2500	3000	3500	1745	1820	1930	745	600	710	6/12	3330	3690	4270	4720
ZM300	3000	2000	2500	3000	3500	1995	2070	2180	995	850	960	6/12	3370	3730	4320	4770
ZM330	3300	2000	2500	3000	3500	2145	2220	2330	1145	1000	1100	6/12	3400	3760	4345	4795
ZM350	3500	2000	2500	3000	3500	2245	2320	2430	1245	1100	1210	6-6*6-12	3415	3775	4365	4815
ZM370	3700	2000	2500	3000	3500	2370	2420	2530	1370	1225	1335	6-6*6-12	3430	3790	4380	4835
ZM400	4000	2000	2500	3000	3200*3500	2545	2620	2730	1545	1400	1510	6-6*6-12	3495	3855	4450	4900
ZM425	4250	1900*2000	2250*2500	2850*3000	3100*3200	2670	2745	2855	1670	1525	1635	6-6*6-12	3515	3830	4475	4925
ZM450	4500	1800*1900	2150*2400	2750*3000	3000*3050	2795	2870	2980	1795	1650	1765	6-6*6-6	3540	3900	4495	4950
ZM500	5000	1600*1700	1650*2200	2400*2850	2500*2850	3045	3120	3230	2045	920	2010	*3-6	3580	3940	4540	5000
ZM550	5500	*1600	*1950	*2400	*2500	3345	3420	3530	2345	2200	2310	*3-6	3770	4130	4730	5195
ZM600	6000	*1500	*1800	*2200	*2300	3595	3670	3780	2595	2450	2560	*3-6	3815	4175	4775	5250

2-3.5t WIDE VIEW FULL FREE 3-STAGE MAST

Mast Model	mast lifting height (mm)	capacity < load center 500mm > (kg)				mast drop (mm)			free lifting height			tilting angles	forklift total weight (kg)			
		FGL20	FGL25	FGL30	FGL35	2-2.5t	3t	3.5t	2-2.5t	3t	3.5t		FGL20	FGL25	FGL30	FGL35
ZSM360	3600	2000	2400	2900	3300	1795	1946	1985	755	670	710	6-6 *6-6	3540	3900	4510	4825
ZSM400	4000	1900	2400	2900	3300	1920	2065	2115	880	795	845	6-6 *6-6	3570	3930	4540	4855
ZSM435	4350	1850 *1900	2200 *2400	2800 *2900	2900 *3000	2045	2190	2240	1005	920	970	6-6 *6-6	3600	3960	4565	4880
ZSM450	4500	1750 *1800	2150 *2300	2700 *2800	2800 *2900	2095	2240	2340	1055	970	1070	6-6 *6-6	3610	3970	4580	4895
ZSM470	4700	1720 *1800	2000 *2300	2600 *2800	—	2160	2240	—	1120	970	—	6-6 *6-6	3625	3985	4600	4915
ZSM480	4800	1700 *1800	1950 *2300	2500 *2800	2600 *2900	2195	2340	2440	1155	1070	1170	6-6 *6-6	3630	3990	4620	4935
ZSM500	5000	1600 *1750	1650 *2250	2400 *2750	2450 *2850	2295	2440	2565	1255	1170	1295	6-6 *6-6	3655	4015	4645	4960
ZSM540	5400	1450 *1700	1500 *2150	2250 *2650	2300 *2700	2420	2565	2665	1380	1295	1395	3-6 *3-6	3685	4045	4675	4990
ZSM600	6000	950 *1600	1000 *1800	1500 *2100	1550 *2200	2645	2790	2885	1605	1520	1615	3-6 *3-6	3765	4125	4765	5085

3.0T/3.5T Gasoline/LPG Forklift Truck Engine Option



CHINESE BRAND

Type: GA3
Model: 491GP
Rated output: 41kw/2800rpm
Rated torque:
161N·m/1800-2200rpm
No. of cylinder: 4
Bore×Stroke: 91×86mm
Displacement: 2.237L



GCT

Type: WA5
Model: K25
Rated output: 37.4kw/2300rpm
Rated torque: 171.2N·m/1600rpm
No. of cylinder: 4
Bore×Stroke: 89×100mm
Displacement: 2.488L





4.0T/4.5T/5.0T Diesel Forklift Truck



PRODUCT DESCRIPTION

4.0T/4.5T/5.0T Diesel Forklift Truck Feature

- 1.Environment friendliness
Low noise and exhaust emissions make Noelift forklift environment friendliness.
- 2.Outstanding comfort
Operation comfort is improved through ergonomic design, enlarged operation space and reasonable layout.
- 3.Safety and reliability
It is designed to be tougher and more durable
- 4.Easy maintenance
It is easy to carry out maintenance and thus prolongs truck service life.
- 5.Excellent working efficiency
The operating performance and efficiency are improved.

4.0T/4.5T/5.0T Diesel Forklift Truck Specifiction

Model	Unit	FD40	FD45	FD50
Power type		Diesel		
Rated capacity	kg	4000	4500	5000
Load center	mm	500		
Operator type		Drive in seat		
Max.lift height of fork(standard)	mm	3000	3000	3000
Height of mast (standard)	mm	2150	2330	2500
Free lift height(standard)	mm	150	150	205
overhead guard height	mm	2105	2290	2450
Length with fork	mm	3965/2895	4175/3105	3440
Front overhang	mm	500	565	590
Overall width	mm	1410	1480	1995
Mast tilt angle	deg	6° / 12°		
Fork size	mm	1070X130X50	1070X150X50	1070X150X55
Total weight	kg	5310	6400	8160
Type of tyres		Penumatic tires		
Tires	Front	250-15-16PR	300-15-18PR	8.25-15-14PR
	Rear	6.50-10-10PR	7.00-12.12PR	8.25-15-14PR
Driving Brake		hydraumatic pedal		
Parking Brake		Mechanical manual		

4.0T/4.5T/5.0T Diesel Forklift Truck Engine Option



mitsubishi

Type:WI3
Model:S6S (EuIII)
Rated output:52kw/2450rpm
Rated torque:250N·m/1600rpm
No. of cylinder:6
Bore×Stroke:94x120mm
Displacement:4.996L



PERKINS

Type:WG3
Model:1104D-44 (EuIII/EPA III)
Rated output:56kw/2200rpm
Rated torque:260N·m/1650rpm
No. of cylinder:4
Bore×Stroke:105x127mm
Displacement:4.44L



LUOTUO

Type:GG3
Model:LR4B3
Rated output:57kw/2200rpm
Rated torque:285N·m/1300-1500rpm
No. of cylinder:4
Bore×Stroke:108x125mm
Displacement:4.678L

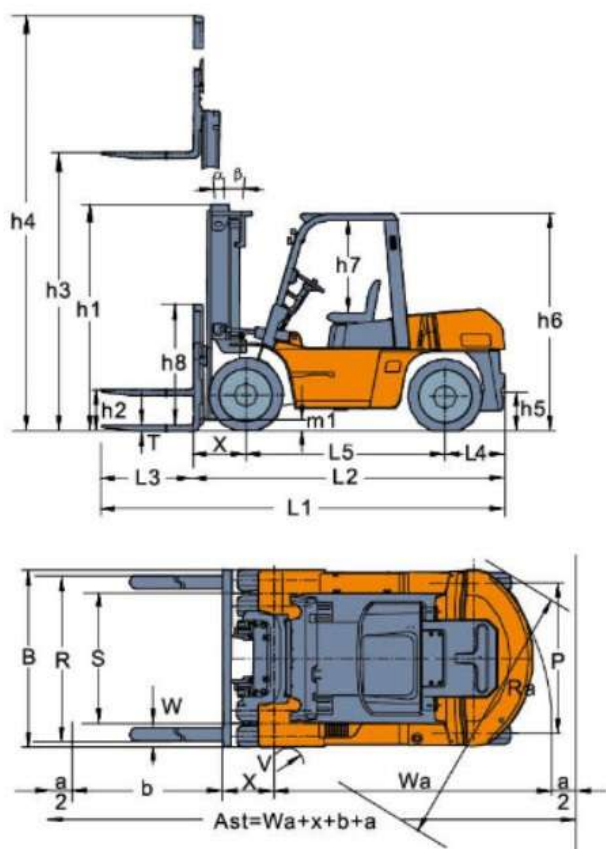
6.0T/7.0T Diesel Forklift Truck



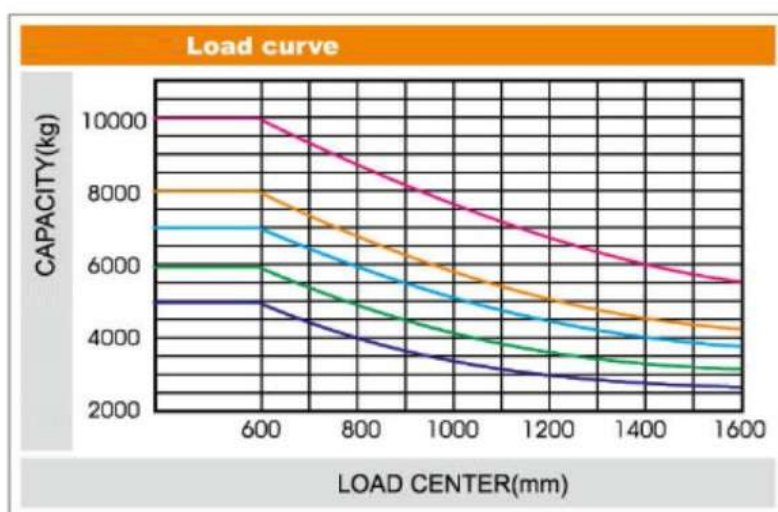
PRODUCT DESCRIPTION

6.0T/7.0T Diesel Forklift Truck Feature

- 1.Environment friendliness
Low noise and exhaust emissions make Noelift forklift environment friendliness.
- 2.Outstanding comfort
Operation comfort is improved through ergonomic design, enlarged operation space and reasonable layout.
- 3.Safety and reliability
It is designed to be tougher and more durable
- 4.Easy maintenance
It is easy to carry out maintenance and thus prolongs truck service life.
- 5.Excellent working efficiency
The operating performance and efficiency are improved.



Ast: Aisel width with load
a: Clearance
b: Load Length



6.0T/7.0T Diesel Forklift Truck Specification

Model	Unit	FD60	FD70
Power type	Diesel		
Rated capacity	kg	6000	7000
Load center	mm	600	
Operator type	Drive in seat		
Max. lift height of mast with Load-backrest	mm	4380	4380
Max.lift height of fork(standard)	mm	3000	3000
Height of mast (standard)	mm	2500	2500
Free lift height(standard)	mm	205	205
Height of Load-backrest	mm	1372	1372
Distance from seat to overhead guard	mm	1045	
overhead guard height	mm	2450	2450
Length with fork	mm	3500	3580
Front overhang	mm	590	590
Rear overhang	mm	660	740
Wheel base	mm	2250	2250
Overall width	mm	1995	1995
Mast tilt angle	deg	6° / 12°	
Fork size	mm	1220X150X60	1220X150X70
Total weight	kg	8640	9340
Type of tyres	Penumatic tires		

6.0T/7.0T Diesel Forklift Truck Engine Option



mitsubishi

Type: W13
Model: S6S (EuIII)
Rated output: 52kw/2450rpm
Rated torque: 250N·m/1600rpm
No. of cylinder: 6
Bore×Stroke: 94x120mm
Displacement: 4.996L



ISUZU

Type: WF3
Model: A-6BG1QC
Rated output: 82kw/2000rpm
Rated torque: 416N·m/1400-1600rpm
No. of cylinder: 6
Bore×Stroke: 105x125mm
Displacement: 6.494L



CHAOCHAI

Type: GH3
Model: CY6102BG
Rated output: 80.9/2500kw/rpm
Rated torque: 353N·m/1650rpm
No. of cylinder: 6
Bore×Stroke: 102x118mm
Displacement: 5.785L



PERKINS

Type: WG3
Model: 1104D-44 (EuIII/EPAIII)
Rated output: 56kw/2200rpm
Rated torque: 260N·m/1650rpm
No. of cylinder: 4
Bore×Stroke: 105x127mm
Displacement: 4.44L



CUMMINS

Type: WL3
Model: QSB4.5 (EuIII/EPAIII)
Rated output: 80.9kw/2200rpm
Rated torque: 488N·m/1500rpm
No. of cylinder: 4
Bore×Stroke: 107x124mm
Displacement: 4.5L

8.0T/10.0T Diesel Forklift Truck

PRODUCT DESCRIPTION

8.0T/10.0T Diesel Forklift Truck Feature

1.Environment friendliness

Low noise and exhaust emissions make Noelift forklift environment friendliness.

2.Outstanding comfort

Operation comfort is improved through ergonomic design, enlarged operation space and reasonable layout.

3.Safety and reliability

It is designed to be tougher and more durable

4.Easy maintenance

It is easy to carry out maintenance and thus prolongs truck service life.

5.Excellent working efficiency

The operating performance and efficiency are improved.



8.0T/10.0T Diesel Forklift Truck Specification

Model	Unit	FD80	FD100
Power type		diesel	
Rated capacity	kg	8000	10000
Load center	mm	600mm	
Operator type		drive in seat	
Max.lift height of fork(standard)	mm	3000	3000
Height of mast (standard)	mm	2500	2840
Free lift height(standard)	mm	205	180
Height of Load-backrest	mm	1372	1015
overhead guard height	mm	2450	2560
Length with fork	mm	3600	4260
Front overhang	mm	590	720
Rear overhang	mm	760	740
Wheel base	mm	2250	2800
Overall width	mm	1995	2165
The distance between forks	mm	1840/300	2460/450
Mast tilt angle	deg		
Fork size	mm	1220X150X75	1220X175X80
Total weight	kg	9850	12860
Type of tyres		pneumatic tyres	

8.0T/10.0T Diesel Forklift Truck Engine Option



ISUZU

Type:WF3
Model:A-6BG1QC
Rated output:82kw/2000rpm
Rated torque:
416N·m/1400-1600rpm
No. of cylinder:6
Bore×Stroke:105×125mm
Displacement:6.494L



CUMMINS

Type:WL3
Model:QSB4.5(EuIII/EPAIII)
Rated output:80.9kw/2200rpm
Rated torque:488N·m/1500rpm
No. of cylinder:4
Bore×Stroke:107×124mm
Displacement:4.5L



CHAOCHAI

Type:GH3
Model:CY6102BG
Rated output:80.9/2500kw/rpm
Rated torque:353N·m/1650rpm
No. of cylinder:6
Bore×Stroke:102×118mm
Displacement:5.785L